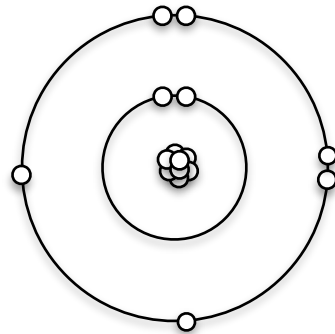
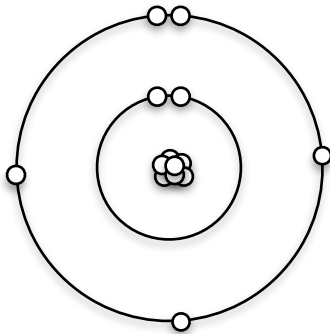
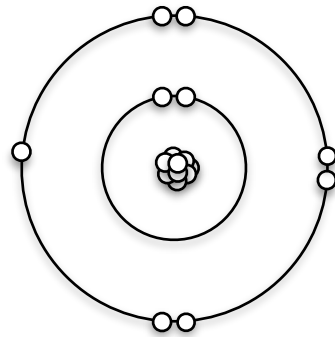
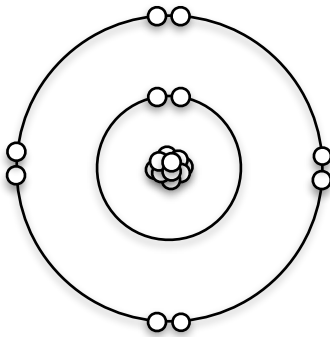
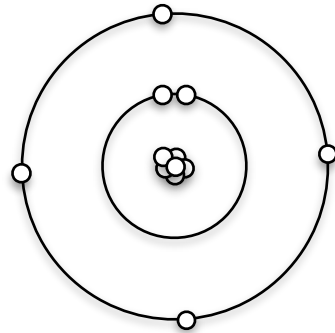
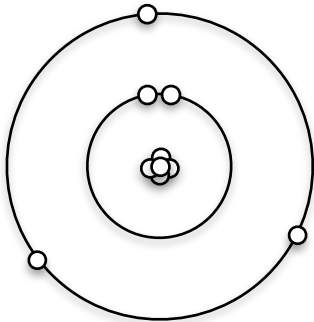


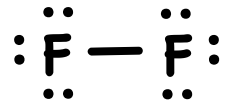
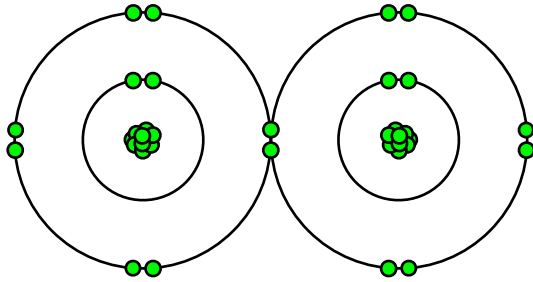
Lesson 4: Biochemistry Literacy for Kids

Add hydrogen atoms to the atoms below to create molecules.
Write the names of each molecule under the six drawings.



Write the orbital diagrams and bond structures with lone pairs for the molecules presented, as shown below.

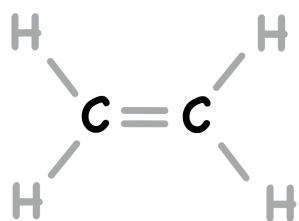
Molecules: F_2 , O_2 , N_2 , CO_2 , C_2H_6 , C_3H_8 , C_2H_6O , C_2H_7NO



Fluorine gas

Homework.

Draw the electron orbital diagram for ethylene, the molecule below.



Homework (continued)

Create structures with the following formulas, as shown in the example.
Show the lone pair electrons.

